


# INSTALLATION & OPERATION SHEET

## MODEL 925



### IMPORTANT:

Read all instruction and warnings before installing and using.  
This manual must be delivered to the end user of this equipment.

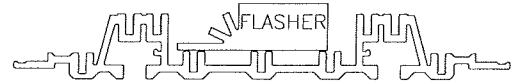


The Code 3 Model 925 is a solid state lightbar flasher designed to flash **only LED lightheads** (the outputs pulse too quickly for halogen/incandescent lamps). The outputs of the flasher should only be connected to LED lightheads that do not already have their own flash modes OR the flash mode must be set to steady burn. The outputs provide +12VDC at up to 8 amps each.

The flasher mounts to the center frame rail of the lightbar as shown to the right. Use two provided screws to mount through mounting holes to rail. Black ground wire can be attached to frame at this time also.

The 925 Flasher has 3 flash patterns. They are described below:

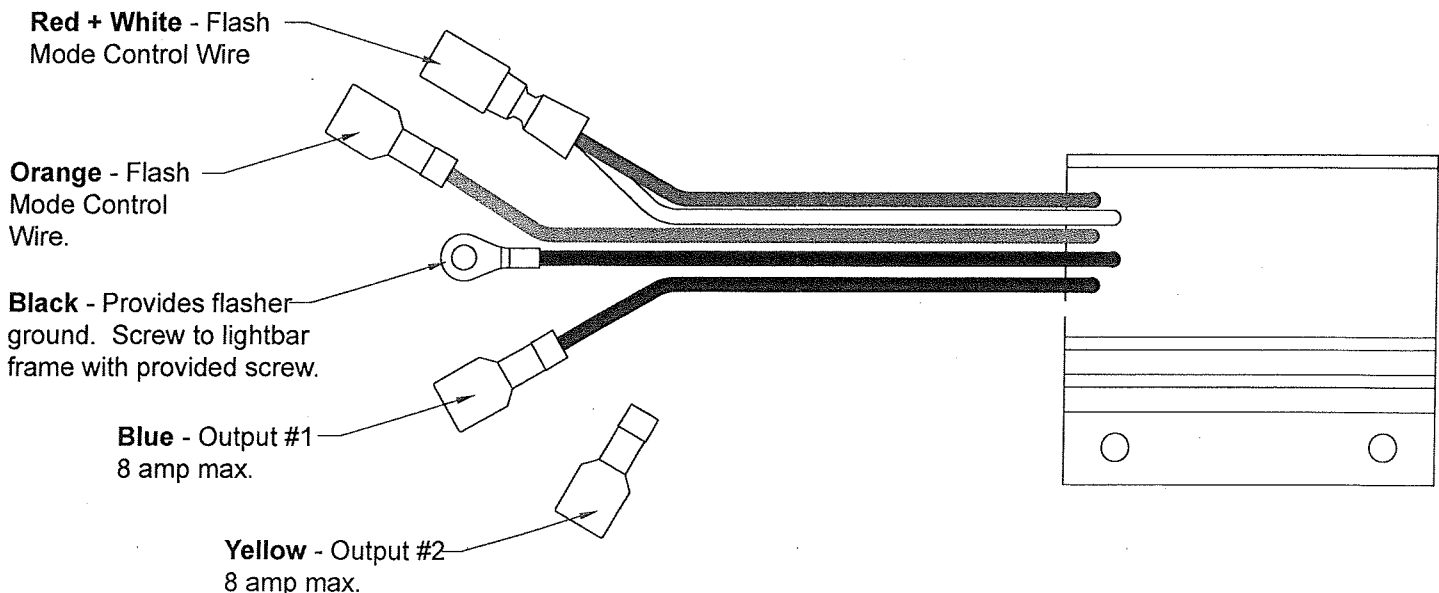
1. Double pulse wig wag - Apply +12VDC to red and white wires (default).
2. 6 pulse wig wag - Apply +12VDC to red and orange wires. Connectors must be cut off both the orange and red and re-attached together. Connectors are supplied to do this.
3. Cycle Flash - Apply +12VDC to red, orange and white wires.



**Note:** The red wire must have +12VDC applied to it to power up the flasher. The 925 will start flashing when +12VDC is applied to one or both of the Mode Control wires (white or orange).

Once the 1st level flash pattern is chosen, connect +12VDC to the red wire and the appropriate Mode Control wire. The wire that is providing this input should be a minimum 14AWG wire and should be fused to match the load on the flasher (maximum 20A).

Additional levels of flash control may be added by changing/adding +12VDC to another Mode Control wire.



# WARRANTY

Code 3®, Inc.'s emergency devices are tested and found to be operational at the time of manufacture. Provided they are installed and operated in accordance with manufacturer's recommendations, Code 3®, Inc. guarantees all parts and components except the lamps to a period of 1 year, LED Lighthouse modules to a period of 5 years (unless otherwise expressed) from the date of purchase or delivery, whichever is later. Units demonstrated to be defective within the warranty period will be repaired or replaced at the factory service center at no cost.

Use of lamp or other electrical load of a wattage higher than installed or recommended by the factory, or use of inappropriate or inadequate wiring or circuit protection causes this warranty to become void. Failure or destruction of the product resulting from abuse or unusual use and/or accidents is not covered by this warranty. Code 3®, Inc. shall in no way be liable for other damages including consequential, indirect or special damages whether loss is due to negligence or breach of warranty.

**CODE 3®, INC. MAKES NO OTHER EXPRESS OR IMPLIED WARRANTY INCLUDING, WITHOUT LIMITATION, WARRANTIES OF FITNESS OR MERCHANTABILITY, WITH RESPECT TO THIS PRODUCT.**

# PRODUCT RETURNS

If a product must be returned for repair or replacement\*, please contact our factory to obtain a Return Goods Authorization Number (RGA number) before you ship the product to Code 3®, Inc. Write the RGA number clearly on the package near the mailing label. Be sure you use sufficient packing materials to avoid damage to the product being returned while in transit.

\*Code 3®, Inc. reserves the right to repair or replace at its discretion. Code 3®, Inc. assumes no responsibility or liability for expenses incurred for the removal and/or reinstallation of products requiring service and/or repair; nor for the packaging, handling, and shipping; nor for the handling of products returned to sender after the service has been rendered.

**Problems or Questions? Call The Technical Assistance HOTLINE - (314) 996-2800**



Code 3, Inc.  
10986 N. Warson Road  
St. Louis, Missouri 63114-2029—USA  
Ph. (314) 426-2700 Fax (314) 426-1337  
[www.code3pse.com](http://www.code3pse.com)

Code 3®, Inc., a subsidiary of  
Public Safety Equipment, Inc.

Code 3 is a registered trademark of  
Code 3, Inc.

Revision 0, 10/08 - Instruction Book Part No. T16369  
©2008 Public Safety Equipment, Inc. Printed in USA