



QUADCORE™ TECHNOLOGY

Features

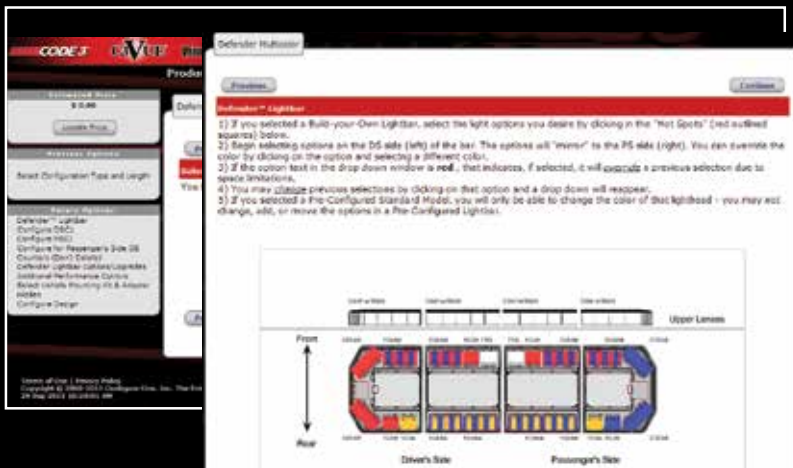
- Single and MultiColor in Red, Blue, Amber, White, or Red/Blue, Red/White, Blue/White, Red/Amber, Amber/White
- 3" Single Color (6 LED) and MultiColor (12 LED) Lightheads Available
- 6" Single Color (12 LED) and MultiColor (24 LED) Lightheads Available
- Alleys and Scene
- New Flash Pattern Software (1000 Single/1050 MultiColor)
- One Touch Setting/Changing of Flash Patterns
- Flasher/Steady Burn Feature for Work Lights and Scene Lights
- Dimming Feature
- Built-In NarrowStik Function

Options

- Opticom™ 795H Infrared LED Emitter (E795LP)
- Serial Interface
- NASCC ArrowStik® Controller Shows Emulation Patterns
- Quick Disconnect Switch
- Auto Dimming w/Photo Cell
- Solar Panel with Battery Charger
- Black Intermolded Solar Barrier is Standard – Red, Blue, or Amber Optional

Specifications

- Standard Lengths: 23", 35", 36", 44", 47", 48", 52", 58", 70", 82", 94"
- 13.5"D x 2.25" H
- 12 Volt
- Meets Applicable SAE J845, NFPA, California Title 13, and ECE65 specifications when properly configured
- 5-Year Warranty on QuadCore Modules



C3Vue Configurator

- Code 3's C3Vue allows you to configure a lightbar to your exact specifications in a virtual environment providing you with a price and allowing you to place your order. You can specify the location and color of each lighthead, color of the top lenses and many other options including a top mounted solar panel and flash pattern software. Contact Code 3 or your local rep for additional information.



Adjustable Mounting Feet

- Angular Adjustment for Varied Roof Surfaces
- Pursuit Speed Tested
- One Mounting Bolt System Per Side
- Low Rise for Better Fit
- Pair of New Adjustable Feet Come with Each Defender with QuadCore.

Precisely adjust both the front and back of the lightbar by up to 5/8" for an impeccable fit!



10986 North Warson Road, St. Louis, MO 63114
(314) 426-2700 | cs-c3@code3esg.com | www.code3esg.com

A Division of ESG | www.eccosafetygroup.com


C3QuadF16 (2/16 1K)



CODE 3[®]

DEFENDER[®]

QUADCORE[™]
TECHNOLOGY





DEFENDER[®]

The new Defender with QuadCore is an exciting advancement of our Defender series lightbar. The QuadCore lightheads utilize a streamlined design that uses less parts and a new, more efficient heat sink that allows for outstanding heat dissipation. Along with the new lightheads, a new central controller board opens up a whole new world of flash pattern options. With the new central controller board, you can synchronize individual banks of lightheads giving you the ultimate in flash pattern customizability.



DEFENDER[®] QUADCORE[™]
TECHNOLOGY

Lighthouse Benefits:

- Patented micro-optic diffuser and low-profile faceted optic shape provides a more uniform spread of light
- 3 sub-optics capture light efficiently for **superior** light concentration, providing high color intensity in either daytime or low light situations
- Scene and alley lights are extremely bright down the center allowing the light to point right where it's needed
- A new central controller board combined with the exceptional brightness of the QuadCore lightheads provides officers with maximum visibility and safety

See all the ways the Defender has improved!




Streamlined Design

- QuadCore lightheads utilize less parts for maintenance free operation
- Lighthouse placement is very flexible in the configuration of the lightbar. Many combinations are possible to produce the most effective emergency lighting to meet your needs!
- Each lighthouse is internally grounded therefore less wires are required for the lighthouse to function



QUADCORE™ TECHNOLOGY



Improved Central Controller Board

- New CC board allows for a multitude of new flash patterns
- Provides the capability to synchronize banks of lights
- Makes programming flash patterns easier than ever
- GUI interface has been changed to reflect the new board
- SmartPro controller has been updated to allow for even easier programming



Cool and Clear

- A new mounting system provides better heat transfer to the frame keeping the lighthouses and interior of the bar cool
- A redesigned interface between the lower lens and mounting plate provides an improved sealing system
- Redesigned connectors eliminate pinch points



Easy to Remove and Replace Lighthouses

- Simply remove the screws, unplug the lighthouse, replace it and tighten screws
- New locating tab allows for quicker replacement of lighthouses



Modularity

- Modular design allows standard lightbars to be created from three unique lens lengths
- Modules can be combined to build many lightbar lengths (23", 35", 36", 44", 47", 48", 50", 52", 58", 70", 82", 94")