

INSTALLATION & OPERATION MANUAL

2007 - 2010
CHEVY TAHOE LIGHT
BAR ROOF MOUNT
ADAPTOR BRACKET
AND LIT3 MOUNTING
FEET

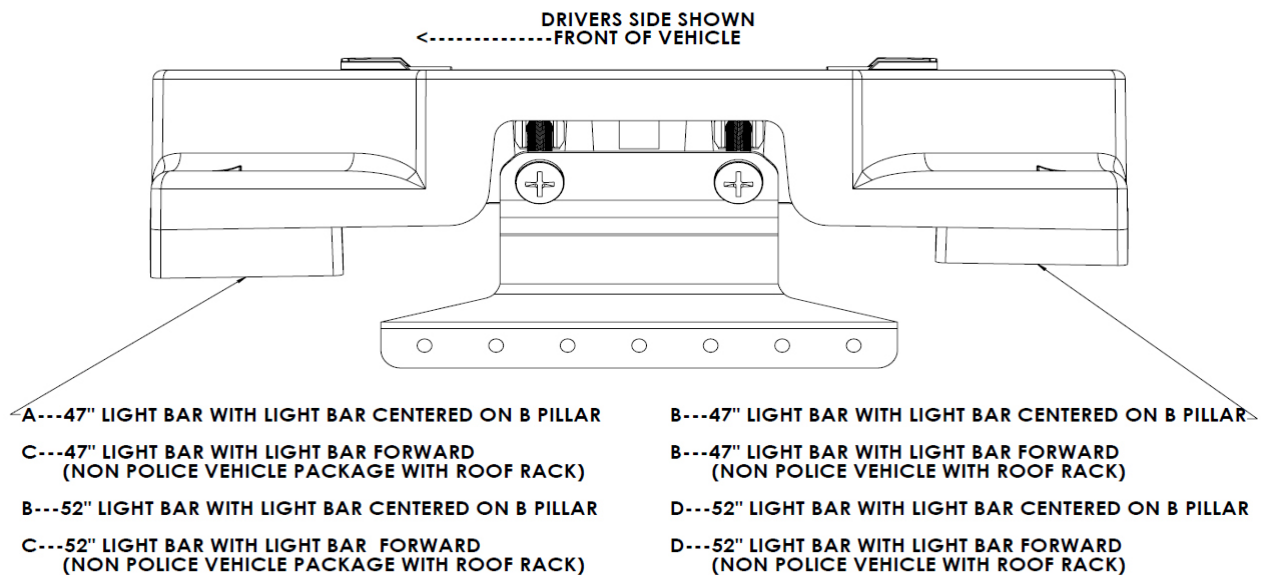


CHEVY TAHOE

1. Adjust the mounting feet out so the face of the mount is even with the outside end of the light bar lens of your 47" light bar or 1 5/8" in from the end of the lens for your 52" light bar.
2. Install the rubber pads onto the LIT 3 mounting feet with the thicker edge of the pad facing outboard on the mounting feet.
3. Choose the proper rubber pads based on the desired mounting position (see Figs 1, 2 & 3). The pads are marked A, B, C & D per the chart below.
4. Install the thicker mounting pads in the front position on the LIT3 foot (one each side of vehicle) see Fig 1.
5. Install the thinner mounting pads at the rear position of the LIT3 foot (one each side of vehicle) see Fig 1.
6. Center light bar onto roof of vehicle. The outboard roof stiffener ridge should be located at the transition point of the LIT 3 mounting foot.
7. Position DS and PS brackets onto roof edge of vehicle and mark screw installation points on the vehicle door frame areas. Use the drill point screws provided with the installation hardware.

NOTE: Use of a punch to center screw locations will also provide greater holding power to screw threads.

8. Install two 3" phillips head SS mounting bolts through mounting brackets and into the cage nut on each mounting foot. Tighten screws alternately between DS and PS of vehicle until light bar is securely held in the center of the roofline. The final torque should be 18 inch lbs for each of the four screws. Do not over tighten.



PAD THICKNESSES

A=.68 THICK

B=.50 THICK

C=.80-.68 THICK TAPERED-THE THICK SIDE ALWAYS GOES TOWARD FRONT OF VEHICLE

D=.40-.20 THICK TAPERED-THE THICK SIDE ALWAYS GOES TOWARD FRONT OF VEHICLE

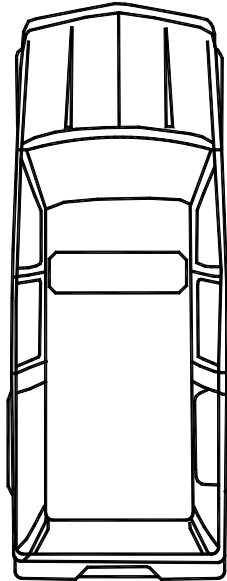
Fig 1

IMPORTANT:

Read all instructions and warnings before installing and using.


INSTALLER:

This manual must be delivered to the end user of this equipment.



Light Bar Mounted Centered on B-Pillar

Fig 2



Light Bar Mounted Forward of B-Pillar

Fig 3

WARRANTY

Code 3, Inc.'s emergency devices are tested and found to be operational at the time of manufacture. Provided they are installed and operated in accordance with manufacturer's recommendations, Code 3, Inc. guarantees all parts and components except the lamps to a period of 1 year (unless otherwise expressed) from the date of purchase or delivery, whichever is later. Units demonstrated to be defective within the warranty period will be repaired or replaced at the factory service center at no cost.

Use of lamp or other electrical load of a wattage higher than installed or recommended by the factory, or use of inappropriate or inadequate wiring or circuit protection causes this warranty to become void. Failure or destruction of the product resulting from abuse or unusual use and/or accidents is not covered by this warranty. Code 3, Inc. shall in no way be liable for other damages including consequential, indirect or special damages whether loss is due to negligence or breach of warranty.

CODE 3, INC. MAKES NO OTHER EXPRESS OR IMPLIED WARRANTY INCLUDING, WITHOUT LIMITATION, WARRANTIES OF FITNESS OR MERCHANTABILITY, WITH RESPECT TO THIS PRODUCT.

PRODUCT RETURNS

If a product must be returned for repair or replacement*, please contact our factory to obtain a Return Goods Authorization Number (RGA number) before you ship the product to Code 3, Inc. Write the RGA number clearly on the package near the mailing label. Be sure you use sufficient packing materials to avoid damage to the product being returned while in transit.

*Code 3, Inc. reserves the right to repair or replace at its discretion. Code 3, Inc. assumes no responsibility or liability for expenses incurred for the removal and/or reinstallation of products requiring service and/or repair; nor for the packaging, handling, and shipping; nor for the handling of products return to sender after the service has been rendered.

PROBLEMS OR QUESTIONS? CALL OUR TECHNICAL ASSISTANCE HOTLINE (314) 996-2800
WWW.CODE3PSE.COM

CODE 3[®]
A PUBLIC SAFETY EQUIPMENT COMPANY

Code 3[®], Inc.
10986 N. Warson Road
St. Louis, Missouri 63114-2029—USA
Ph. (314) 426-2700 Fax (314) 426-1337

Part No. T57034 Rev. 1 12/2010
©2007, 2010 Code 3, Inc